

STATEMENT OF APPROVED BUDGET, UTILIZATIONS, DISBURSEMENTS AND BALANCES
(For Off-Budgetary Funds)

As at the Quarter Ending March 31, 2021


Department : State Universities and Colleges (SUCs)
Agency/Entity : Bulacan State University
Operating Unit : < not applicable >
Organization Code (UACS) : 08 029 0000000
Fund Cluster : 05 Internally Generated Funds
(e.g. UACS Fund Cluster: 05-Internally Generated Funds and 06-Business Related Funds)

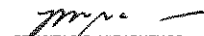
Particulars	UACS CODE	Approved Budget			Utilizations					Disbursements				Balances			
		Approved Budgeted Revenue	Adjustments (Reductions, Modifications/	Adjusted Budgeted Revenue	1st Quarter Ending March 31	2nd Quarter Ending June 30	3rd Quarter Ending Sept. 30	4th Quarter Ending Dec. 31	Total	1st Quarter Ending March 31	2nd Quarter Ending June 30	3rd Quarter Ending Sept. 30	4th Quarter Ending Dec. 31	TOTAL	Unutilized Budget	Unpaid Obligations Due and Demandable	Not Yet Due and Demandable
1	2	3	4	5=[3+(-)4]	6	7	8	9	10=(6+7+8+9)	11	12	13	14	15=(11+12+13+14)	16=(5-10)	17	18
General Administration and Support	1000000000000000	118,733,239.00	6,009,418.79	124,742,657.79	20,227,644.95	0.00	0.00	0.00	20,227,644.95	6,291,928.21	0.00	0.00	0.00	6,291,928.21	104,615,012.84	0.00	13,935,716.74
General Management and Supervision	100000100010000	118,733,239.00	6,009,418.79	124,742,657.79	20,227,644.95	0.00	0.00	0.00	20,227,644.95	6,291,928.21	0.00	0.00	0.00	6,291,928.21	104,615,012.84	0.00	13,935,716.74
PS		9,878,339.00	4,113,972.00	13,992,311.00	1,963,580.15	0.00	0.00	0.00	1,963,580.15	1,855,837.40	0.00	0.00	0.00	1,855,837.40	12,028,730.85	0.00	107,742.75
MOOE		108,854,900.00	1,895,446.79	110,750,346.79	18,264,064.80	0.00	0.00	0.00	18,264,064.80	4,436,090.81	0.00	0.00	0.00	4,436,090.81	92,466,281.99	0.00	13,827,973.99
Sub-Total: General Administration and Support		118,733,239.00	6,009,418.79	124,742,657.79	20,227,644.95	0.00	0.00	0.00	20,227,644.95	6,291,928.21	0.00	0.00	0.00	6,291,928.21	104,615,012.84	0.00	13,935,716.74
PS		9,878,339.00	4,113,972.00	13,992,311.00	1,963,580.15	0.00	0.00	0.00	1,963,580.15	1,855,837.40	0.00	0.00	0.00	1,855,837.40	12,028,730.85	0.00	107,742.75
MOOE		108,854,900.00	1,895,446.79	110,750,346.79	18,264,064.80	0.00	0.00	0.00	18,264,064.80	4,436,090.81	0.00	0.00	0.00	4,436,090.81	92,466,281.99	0.00	13,827,973.99
Fixed (If Applicable)		0.00	0.00	0.00	0.00	0.00	0.00	0.00	0.00	0.00	0.00	0.00	0.00	0.00	0.00	0.00	0.00
CD		0.00	0.00	0.00	0.00	0.00	0.00	0.00	0.00	0.00	0.00	0.00	0.00	0.00	0.00	0.00	0.00
Operations	3000000000000000	591,568,894.00	6,187,497.68	597,756,391.68	128,536,081.52	0.00	0.00	0.00	128,536,081.52	60,484,309.03	0.00	0.00	0.00	60,484,309.03	346,790,310.16	0.00	68,071,772.49
DO: Relevant and quality tertiary education ensured to achieve inclusive growth and access of poor but deserving students to quality tertiary education increased	3000000000000000	499,118,894.00	6,187,497.68	475,288,391.68	128,536,081.52	0.00	0.00	0.00	128,536,081.52	60,484,309.03	0.00	0.00	0.00	60,484,309.03	346,790,310.16	0.00	68,071,772.49
HIGHER EDUCATION PROGRAM	3101000000000000	499,118,894.00	6,187,497.68	475,288,391.68	128,536,081.52	0.00	0.00	0.00	128,536,081.52	60,484,309.03	0.00	0.00	0.00	60,484,309.03	346,790,310.16	0.00	68,071,772.49
Provision of Higher Education Services	3101001000000000	499,118,894.00	6,187,497.68	475,288,391.68	128,536,081.52	0.00	0.00	0.00	128,536,081.52	60,484,309.03	0.00	0.00	0.00	60,484,309.03	346,790,310.16	0.00	68,071,772.49
PS		95,483,000.00	0.00	95,483,000.00	29,135,265.69	0.00	0.00	0.00	29,135,265.69	29,048,676.92	0.00	0.00	0.00	29,048,676.92	66,237,734.31	0.00	66,569.17
MOOE		137,878,247.00	0.00	137,878,247.00	33,976,437.74	0.00	0.00	0.00	33,976,437.74	31,415,632.51	0.00	0.00	0.00	31,415,632.51	109,899,609.26	0.00	2,660,806.23
CD		225,779,647.00	6,187,497.68	241,947,144.68	65,424,378.09	0.00	0.00	0.00	65,424,378.09	0.00	0.00	0.00	0.00	0.00	176,522,766.59	0.00	65,424,378.09
DO: Higher education research improved to promote economic productivity and innovation	3200000000000000	25,700,000.00	0.00	25,700,000.00	569,556.40	0.00	0.00	0.00	569,556.40	294,356.40	0.00	0.00	0.00	294,356.40	25,130,443.69	0.00	275,000.00
RESEARCH PROGRAM	3202000000000000	25,700,000.00	0.00	25,700,000.00	569,556.40	0.00	0.00	0.00	569,556.40	294,356.40	0.00	0.00	0.00	294,356.40	25,130,443.69	0.00	275,000.00
Conduct of Research Services	3202001000000000	25,700,000.00	0.00	25,700,000.00	569,556.40	0.00	0.00	0.00	569,556.40	294,356.40	0.00	0.00	0.00	294,356.40	25,130,443.69	0.00	275,000.00
PS		10,900,000.00	0.00	10,900,000.00	148,826.40	0.00	0.00	0.00	148,826.40	148,826.40	0.00	0.00	0.00	148,826.40	10,351,473.00	0.00	0.00
MOOE		2,700,000.00	0.00	2,700,000.00	421,030.00	0.00	0.00	0.00	421,030.00	146,030.00	0.00	0.00	0.00	146,030.00	2,278,970.00	0.00	275,000.00
CD		12,500,000.00	0.00	12,500,000.00	0.00	0.00	0.00	0.00	0.00	0.00	0.00	0.00	0.00	0.00	12,500,000.00	0.00	0.00
DO: Community engagement increased	3300000000000000	6,750,000.00	0.00	6,750,000.00	0.00	0.00	0.00	0.00	0.00	0.00	0.00	0.00	0.00	0.00	6,750,000.00	0.00	0.00
TECHNICAL ADVISORY EXTENSION PROGRAM	3301000000000000	6,750,000.00	0.00	6,750,000.00	0.00	0.00	0.00	0.00	0.00	0.00	0.00	0.00	0.00	0.00	6,750,000.00	0.00	0.00
Provision of Extension Services	3301001000000000	6,750,000.00	0.00	6,750,000.00	0.00	0.00	0.00	0.00	0.00	0.00	0.00	0.00	0.00	0.00	6,750,000.00	0.00	0.00
PS		5,000,000.00	0.00	5,000,000.00	0.00	0.00	0.00	0.00	0.00	0.00	0.00	0.00	0.00	0.00	5,000,000.00	0.00	0.00


Department : State Universities and Colleges (SUCs)
 Agency/Entity : Bulacan State University
 Operating Unit : < not applicable >
 Organization Code (UAACS) : 08 029 0000000
 Fund Cluster : 05 Internally Generated Funds


(e.g. UAACS Fund Cluster: 05-Internally Generated Funds and 06-Business Related Funds)

Particulars	UAACS CODE	Approved Budget			Utilizations					Disbursements				Balances			
		Approved Budgeted Revenue	Adjustments (Reductions, Modifications)	Adjusted Budgeted Revenue	1st Quarter Ending March 31	2nd Quarter Ending June 30	3rd Quarter Ending Sept. 30	4th Quarter Ending Dec. 31	Total	1st Quarter Ending March 31	2nd Quarter Ending June 30	3rd Quarter Ending Sept. 30	4th Quarter Ending Dec. 31	TOTAL	Unutilized Budget	Unpaid Obligations	
																Due and Demandable	Not Yet Due and Demandable
1	2	3	4	5=[3+(-)4]	6	7	8	9	10=[6+7+8+9]	11	12	13	14	15=[11+12+13+14]	16=[5-15]	17	18
MOOE		1,750,000.00	0.00	1,750,000.00	0.00	0.00	0.00	0.00	0.00	0.00	0.00	0.00	0.00	0.00	1,750,000.00	0.00	0.00
Sub-Total, Operations		501,568,894.00	6,167,497.68	507,736,391.68	129,165,637.92	0.00	0.00	0.00	129,165,637.92	60,758,865.43	0.00	0.00	0.00	60,758,865.43	378,630,753.76	0.00	68,346,772.49
PS		110,963,000.00	0.00	110,963,000.00	29,283,792.09	0.00	0.00	0.00	29,283,792.09	29,197,202.92	0.00	0.00	0.00	29,197,202.92	81,679,207.87	0.00	86,559.17
MOOE		142,326,247.00	0.00	142,326,247.00	34,397,497.74	0.00	0.00	0.00	34,397,497.74	31,961,662.51	0.00	0.00	0.00	31,961,662.51	197,928,779.29	0.00	2,835,906.23
FinEx (if Applicable)		0.00	0.00	0.00	0.00	0.00	0.00	0.00	0.00	0.00	0.00	0.00	0.00	0.00	0.00	0.00	0.00
CO		248,270,647.00	6,167,497.68	254,438,144.68	65,424,378.09	0.00	0.00	0.00	65,424,378.09	0.00	0.00	0.00	0.00	0.00	189,022,766.59	0.00	65,424,378.09
GRAND TOTAL		620,362,133.00	12,176,916.47	632,539,049.47	149,333,382.87	0.00	0.00	0.00	149,333,382.87	67,050,793.64	0.00	0.00	0.00	67,050,793.64	483,145,766.60	0.00	82,282,469.23
PS		120,841,339.00	4,113,972.00	124,955,311.00	31,247,372.24	0.00	0.00	0.00	31,247,372.24	31,053,040.32	0.00	0.00	0.00	31,053,040.32	93,707,934.76	0.00	184,331.82
MOOE		251,181,147.00	1,895,446.79	253,076,593.79	62,661,832.54	0.00	0.00	0.00	62,661,832.54	35,997,753.33	0.00	0.00	0.00	35,997,753.32	200,415,061.25	0.00	16,663,779.22
FinEx (if Applicable)		0.00	0.00	0.00	0.00	0.00	0.00	0.00	0.00	0.00	0.00	0.00	0.00	0.00	0.00	0.00	0.00
CO		248,270,647.00	6,167,497.68	254,438,144.68	65,424,378.09	0.00	0.00	0.00	65,424,378.09	0.00	0.00	0.00	0.00	0.00	189,022,766.59	0.00	65,424,378.09


 NENITA B. CHICO
 Budget Officer
 Date: 2021-04-20 11:42:59


 FELICITAS G. MIRABUENOS
 Chief Accountant
 Date: 2021-04-20 11:42:59


 JAIME P. TULUMBARIT
 Vice President for Administration and Finance
 Date: 2021-04-20 11:45:19


 CECILIA N. GASCON
 Agency Head
 Date: 2021-04-20 13:25:47

STATEMENT OF APPROVED BUDGET, UTILIZATIONS, DISBURSEMENTS AND BALANCES

(For Off-Budgetary Funds)

As at the Quarter Ending June 30, 2021

Department : State Universities and Colleges (SUCs)
 Agency/Entity : Bulacan State University
 Operating Unit : < not applicable >
 Organization Code (UACS) : 08 029 0000000
 Fund Cluster : 05 Internally Generated Funds
 (e.g. UACS Fund Cluster: 05-Internally Generated Funds and 06-Business Related Funds)


Particulars	UACS CODE	Approved Budget			Utilizations					Disbursements				Balances			
		Approved Budgeted Revenue	Adjustments (Reductions, Modifications/)	Adjusted Budgeted Revenue	1st Quarter Ending March 31	2nd Quarter Ending June 30	3rd Quarter Ending Sept. 30	4th Quarter Ending Dec. 31	Total	1st Quarter Ending March 31	2nd Quarter Ending June 30	3rd Quarter Ending Sept. 30	4th Quarter Ending Dec. 31	TOTAL	Unutilized Budget	Unpaid Obligations	
																Due and Demandable	Not Yet Due and Demandable
1	2	3	4	5=[(3+(-)4)]	6	7	8	9	10=(6+7+8+9)	11	12	13	14	15=(11+12+13+14)	16=(5-10)	17	18
General Administration and Support	1000000000000000	118,733,239.00	6,114,418.79	124,847,657.79	20,227,644.95	9,032,624.98	0.00	0.00	29,260,269.93	6,291,928.21	10,969,641.19	0.00	0.00	17,261,569.40	95,587,387.86	0.00	11,998,700.53
General Management and Supervision	100000100001000	118,733,239.00	6,114,418.79	124,847,657.79	20,227,644.95	9,032,624.98	0.00	0.00	29,260,269.93	6,291,928.21	10,969,641.19	0.00	0.00	17,261,569.40	95,587,387.86	0.00	11,998,700.53
PS		9,878,339.00	4,113,972.00	13,992,311.00	1,963,580.15	2,814,524.98	0.00	0.00	4,778,105.13	1,855,837.40	2,767,961.07	0.00	0.00	4,623,798.47	9,214,205.87	0.00	154,306.66
MOOE		108,854,900.00	2,000,446.79	110,855,346.79	18,264,064.80	6,218,100.00	0.00	0.00	24,482,164.80	4,436,090.81	8,201,680.12	0.00	0.00	12,637,770.93	86,373,181.99	0.00	11,844,393.87
Sub-Total, General Administration and Support		118,733,239.00	6,114,418.79	124,847,657.79	20,227,644.95	9,032,624.98	0.00	0.00	29,260,269.93	6,291,928.21	10,969,641.19	0.00	0.00	17,261,569.40	95,587,387.86	0.00	11,998,700.53
PS		9,878,339.00	4,113,972.00	13,992,311.00	1,963,580.15	2,814,524.98	0.00	0.00	4,778,105.13	1,855,837.40	2,767,961.07	0.00	0.00	4,623,798.47	9,214,205.87	0.00	154,306.66
MOOE		108,854,900.00	2,000,446.79	110,855,346.79	18,264,064.80	6,218,100.00	0.00	0.00	24,482,164.80	4,436,090.81	8,201,680.12	0.00	0.00	12,637,770.93	86,373,181.99	0.00	11,844,393.87
FinEx (if Applicable)		0.00	0.00	0.00	0.00	0.00	0.00	0.00	0.00	0.00	0.00	0.00	0.00	0.00	0.00	0.00	0.00
CO		0.00	0.00	0.00	0.00	0.00	0.00	0.00	0.00	0.00	0.00	0.00	0.00	0.00	0.00	0.00	0.00
Operations	3000000000000000	501,568,894.00	7,267,707.80	508,836,601.80	129,105,637.92	91,221,339.03	0.00	0.00	220,326,976.95	60,758,865.43	60,524,088.90	0.00	0.00	121,282,954.33	288,509,624.85	0.00	99,044,022.62
OO : Relevant and quality tertiary education ensured to achieve inclusive growth and access of poor but deserving students to quality tertiary education increased	3100000000000000	469,118,894.00	7,267,707.80	476,386,601.80	128,536,081.52	90,048,039.34	0.00	0.00	218,584,120.86	60,464,309.03	59,421,987.21	0.00	0.00	119,886,296.24	257,802,480.94	0.00	98,697,824.62
HIGHER EDUCATION PROGRAM	3101000000000000	469,118,894.00	7,267,707.80	476,386,601.80	128,536,081.52	90,048,039.34	0.00	0.00	218,584,120.86	60,464,309.03	59,421,987.21	0.00	0.00	119,886,296.24	257,802,480.94	0.00	98,697,824.62
Provision of Higher Education Services	310100100003000	469,118,894.00	7,267,707.80	476,386,601.80	128,536,081.52	90,048,039.34	0.00	0.00	218,584,120.86	60,464,309.03	59,421,987.21	0.00	0.00	119,886,296.24	257,802,480.94	0.00	98,697,824.62
PS		95,463,000.00	0.00	95,463,000.00	29,135,265.69	28,788,462.72	0.00	0.00	57,923,728.41	29,048,676.52	28,875,051.89	0.00	0.00	57,923,728.41	37,539,271.59	0.00	0.00
MOOE		137,876,247.00	0.00	137,876,247.00	33,976,437.74	32,579,760.61	0.00	0.00	66,556,198.35	31,415,632.51	30,546,935.32	0.00	0.00	61,962,567.83	71,320,048.65	0.00	4,593,630.52
CO		235,779,647.00	7,267,707.80	243,047,354.80	65,424,378.09	28,679,816.01	0.00	0.00	94,104,194.10	0.00	0.00	0.00	0.00	148,943,160.70	0.00	94,104,194.10	
OO : Higher education research improved to promote economic productivity and innovation	3200000000000000	25,700,000.00	0.00	25,700,000.00	569,556.40	1,173,299.69	0.00	0.00	1,742,856.09	294,556.40	1,102,101.69	0.00	0.00	1,396,658.09	23,957,143.91	0.00	346,198.00
RESEARCH PROGRAM	3202000000000000	25,700,000.00	0.00	25,700,000.00	569,556.40	1,173,299.69	0.00	0.00	1,742,856.09	294,556.40	1,102,101.69	0.00	0.00	1,396,658.09	23,957,143.91	0.00	346,198.00
Conduct of Research Services	320200100001000	25,700,000.00	0.00	25,700,000.00	569,556.40	1,173,299.69	0.00	0.00	1,742,856.09	294,556.40	1,102,101.69	0.00	0.00	1,396,658.09	23,957,143.91	0.00	346,198.00
PS		10,500,000.00	0.00	10,500,000.00	148,526.40	228,640.00	0.00	0.00	377,166.40	148,526.40	228,640.00	0.00	0.00	377,166.40	10,122,833.60	0.00	0.00
MOOE		2,700,000.00	0.00	2,700,000.00	421,030.00	901,861.69	0.00	0.00	1,322,891.69	146,030.00	873,461.69	0.00	0.00	1,019,491.69	1,377,108.31	0.00	303,400.00
CO		12,500,000.00	0.00	12,500,000.00	0.00	42,798.00	0.00	0.00	42,798.00	0.00	0.00	0.00	0.00	12,457,202.00	0.00	42,798.00	
OO : Community engagement increased	3300000000000000	6,750,000.00	0.00	6,750,000.00	0.00	0.00	0.00	0.00	0.00	0.00	0.00	0.00	0.00	6,750,000.00	0.00	0.00	
TECHNICAL ADVISORY EXTENSION PROGRAM	3301000000000000	6,750,000.00	0.00	6,750,000.00	0.00	0.00	0.00	0.00	0.00	0.00	0.00	0.00	0.00	6,750,000.00	0.00	0.00	
Provision of Extension Services	330100100001000	6,750,000.00	0.00	6,750,000.00	0.00	0.00	0.00	0.00	0.00	0.00	0.00	0.00	0.00	6,750,000.00	0.00	0.00	
PS		5,000,000.00	0.00	5,000,000.00	0.00	0.00	0.00	0.00	0.00	0.00	0.00	0.00	0.00	5,000,000.00	0.00	0.00	

Department : State Universities and Colleges (SUCs)
 Agency/Entity : Bulacan State University
 Operating Unit : < not applicable >
 Organization Code (UACS) : 08 029 0000000
 Fund Cluster : 05 Internally Generated Funds
 (e.g. UACS Fund Cluster: 05-Internally Generated Funds and 06-Business Related Funds)

Particulars	UACS CODE	Approved Budget			Utilizations					Disbursements					Balances		
		Approved Budgeted Revenue	Adjustments (Reductions, Modifications/	Adjusted Budgeted Revenue	1st Quarter Ending March 31	2nd Quarter Ending June 30	3rd Quarter Ending Sept. 30	4th Quarter Ending Dec. 31	Total	1st Quarter Ending March 31	2nd Quarter Ending June 30	3rd Quarter Ending Sept. 30	4th Quarter Ending Dec. 31	TOTAL	Unutilized Budget	Unpaid Obligations	
																5=[(3+(-)4)]	6
1	2	3	4	5=[(3+(-)4)]	6	7	8	9	10=(6+7+8+9)	11	12	13	14	15=(11+12+13+14)	16=(5-10)	17	18
MOOE		1,750,000.00	0.00	1,750,000.00	0.00	0.00	0.00	0.00	0.00	0.00	0.00	0.00	0.00	0.00	1,750,000.00	0.00	0.00
Sub-Total, Operations		501,568,894.00	7,267,707.80	508,836,601.80	129,105,637.92	91,221,339.03	0.00	0.00	220,326,976.95	60,758,865.43	60,524,088.90	0.00	0.00	121,282,954.33	288,509,624.85	0.00	99,044,022.62
PS		110,963,000.00	0.00	110,963,000.00	29,283,792.09	29,017,102.72	0.00	0.00	58,300,894.81	29,197,202.92	29,103,691.89	0.00	0.00	58,300,894.81	52,662,105.19	0.00	0.00
MOOE		142,326,247.00	0.00	142,326,247.00	34,397,467.74	33,481,622.30	0.00	0.00	67,879,090.04	31,561,662.51	31,420,397.01	0.00	0.00	62,982,059.52	74,447,156.96	0.00	4,897,030.52
FinEx (if Applicable)		0.00	0.00	0.00	0.00	0.00	0.00	0.00	0.00	0.00	0.00	0.00	0.00	0.00	0.00	0.00	0.00
CO		248,279,647.00	7,267,707.80	255,547,354.80	65,424,378.09	28,722,614.01	0.00	0.00	94,146,992.10	0.00	0.00	0.00	0.00	0.00	161,400,362.70	0.00	94,146,992.10
GRAND TOTAL		620,302,133.00	13,382,126.59	633,684,259.59	149,333,282.87	100,253,964.01	0.00	0.00	249,587,246.88	67,050,793.64	71,493,730.09	0.00	0.00	138,544,523.73	384,097,012.71	0.00	111,042,723.15
PS		120,841,339.00	4,113,972.00	124,955,311.00	31,247,372.24	31,831,627.70	0.00	0.00	63,078,999.94	31,053,040.32	31,871,652.96	0.00	0.00	62,924,693.28	61,876,311.06	0.00	154,306.66
MOOE		251,181,147.00	2,000,446.79	253,181,593.79	52,661,532.54	39,699,722.30	0.00	0.00	92,361,254.84	35,997,753.32	39,622,077.13	0.00	0.00	75,619,830.45	160,820,338.95	0.00	16,741,424.39
FinEx (if Applicable)		0.00	0.00	0.00	0.00	0.00	0.00	0.00	0.00	0.00	0.00	0.00	0.00	0.00	0.00	0.00	0.00
CO		248,279,647.00	7,267,707.80	255,547,354.80	65,424,378.09	28,722,614.01	0.00	0.00	94,146,992.10	0.00	0.00	0.00	0.00	0.00	161,400,362.70	0.00	94,146,992.10


 NENITA B. CHICO

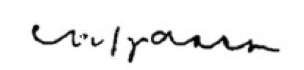
Budget Officer
 Date: 2021-07-27 08:58:04


 FELICITAS G. MIRABUENOS

Accountant
 Date: 2021-07-27 08:58:04


 JAIME P. PULUMBARIT

Vice President for Administration and Finance
 Date: 2021-07-27 09:55:41


 CECILIA N. GASCON

Agency Head
 Date: 2021-07-27 10:04:18

STATEMENT OF APPROVED BUDGET, UTILIZATIONS, DISBURSEMENTS AND BALANCES

(For Off-Budgetary Funds)

As at the Quarter Ending September 30, 2021

Department : State Universities and Colleges (SUCs)
 Agency/Entity : Bulacan State University
 Operating Unit : < not applicable >
 Organization Code (UACS) : 08 029 0000000
 Fund Cluster : 05 Internally Generated Funds
 (e.g. UACS Fund Cluster: 05-Internally Generated Funds and 06-Business Related Funds)

Particulars	UACS CODE	Approved Budget			Utilizations					Disbursements				Balances			
		Approved Budgeted Revenue	Adjustments (Reductions, Modifications/)	Adjusted Budgeted Revenue	1st Quarter Ending March 31	2nd Quarter Ending June 30	3rd Quarter Ending Sept. 30	4th Quarter Ending Dec. 31	Total	1st Quarter Ending March 31	2nd Quarter Ending June 30	3rd Quarter Ending Sept. 30	4th Quarter Ending Dec. 31	TOTAL	Unutilized Budget	Unpaid Obligations	
																Due and Demandable	Not Yet Due and Demandable
1	2	3	4	5=[(3+(-)4)]	6	7	8	9	10=(6+7+8+9)	11	12	13	14	15=(11+12+13+14)	16=(5-10)	17	18
General Administration and Support	1000000000000000	118,733,239.00	6,114,418.79	124,847,657.79	20,227,644.95	9,032,624.98	20,795,797.12	0.00	50,056,067.05	6,291,928.21	10,969,641.19	25,526,285.79	0.00	42,787,855.19	74,791,590.74	0.00	7,268,211.86
General Management and Supervision	100000100001000	118,733,239.00	6,114,418.79	124,847,657.79	20,227,644.95	9,032,624.98	20,795,797.12	0.00	50,056,067.05	6,291,928.21	10,969,641.19	25,526,285.79	0.00	42,787,855.19	74,791,590.74	0.00	7,268,211.86
PS		9,878,339.00	4,113,972.00	13,992,311.00	1,963,580.15	2,814,524.98	2,488,739.41	0.00	7,266,844.54	1,855,837.40	2,767,961.07	2,514,944.08	0.00	7,138,742.55	6,725,466.46	0.00	128,101.99
MOOE		108,854,900.00	2,000,446.79	110,855,346.79	18,264,064.80	6,218,100.00	18,307,057.71	0.00	42,789,222.51	4,436,090.81	8,201,680.12	23,011,341.71	0.00	35,649,112.64	68,066,124.28	0.00	7,140,109.87
Sub-Total, General Administration and Support		118,733,239.00	6,114,418.79	124,847,657.79	20,227,644.95	9,032,624.98	20,795,797.12	0.00	50,056,067.05	6,291,928.21	10,969,641.19	25,526,285.79	0.00	42,787,855.19	74,791,590.74	0.00	7,268,211.86
PS		9,878,339.00	4,113,972.00	13,992,311.00	1,963,580.15	2,814,524.98	2,488,739.41	0.00	7,266,844.54	1,855,837.40	2,767,961.07	2,514,944.08	0.00	7,138,742.55	6,725,466.46	0.00	128,101.99
MOOE		108,854,900.00	2,000,446.79	110,855,346.79	18,264,064.80	6,218,100.00	18,307,057.71	0.00	42,789,222.51	4,436,090.81	8,201,680.12	23,011,341.71	0.00	35,649,112.64	68,066,124.28	0.00	7,140,109.87
FinEx (if Applicable)		0.00	0.00	0.00	0.00	0.00	0.00	0.00	0.00	0.00	0.00	0.00	0.00	0.00	0.00	0.00	0.00
CO		0.00	0.00	0.00	0.00	0.00	0.00	0.00	0.00	0.00	0.00	0.00	0.00	0.00	0.00	0.00	0.00
Operations	3000000000000000	501,568,894.00	8,557,836.99	510,126,730.99	129,105,637.92	91,221,339.03	58,826,014.69	0.00	279,152,991.64	60,758,865.43	60,524,088.90	64,811,689.81	0.00	186,094,644.14	230,973,739.35	0.00	93,058,347.50
OO : Relevant and quality tertiary education ensured to achieve inclusive growth and access of poor but deserving students to quality tertiary education increased	3100000000000000	469,118,894.00	8,557,836.99	477,676,730.99	128,536,081.52	90,048,039.34	57,255,385.09	0.00	275,839,505.95	60,464,309.03	59,421,987.21	63,246,560.21	0.00	183,132,856.45	201,837,225.04	0.00	92,706,649.50
HIGHER EDUCATION PROGRAM	3101000000000000	469,118,894.00	8,557,836.99	477,676,730.99	128,536,081.52	90,048,039.34	57,255,385.09	0.00	275,839,505.95	60,464,309.03	59,421,987.21	63,246,560.21	0.00	183,132,856.45	201,837,225.04	0.00	92,706,649.50
Provision of Higher Education Services	310100100003000	469,118,894.00	8,557,836.99	477,676,730.99	128,536,081.52	90,048,039.34	57,255,385.09	0.00	275,839,505.95	60,464,309.03	59,421,987.21	63,246,560.21	0.00	183,132,856.45	201,837,225.04	0.00	92,706,649.50
PS		95,463,000.00	0.00	95,463,000.00	29,135,265.69	28,788,462.72	28,555,629.40	0.00	86,479,357.81	29,048,676.52	28,875,051.89	28,491,612.37	0.00	86,415,340.78	8,983,642.19	0.00	64,017.03
MOOE		137,876,247.00	0.00	137,876,247.00	33,976,437.74	32,579,760.61	24,627,768.84	0.00	91,183,967.19	31,415,632.51	30,546,935.32	21,433,459.78	0.00	83,396,027.61	46,692,279.81	0.00	7,787,939.58
CO		235,779,647.00	8,557,836.99	244,337,483.99	65,424,378.09	28,679,816.01	4,071,986.85	0.00	98,176,180.95	0.00	0.00	13,321,488.06	0.00	13,321,488.06	146,161,303.04	0.00	84,854,692.89
OO : Higher education research improved to promote economic productivity and innovation	3200000000000000	25,700,000.00	0.00	25,700,000.00	569,556.40	1,173,299.69	1,229,514.60	0.00	2,972,370.69	294,556.40	1,102,101.69	1,224,014.60	0.00	2,620,672.69	22,727,629.31	0.00	351,698.00
RESEARCH PROGRAM	3202000000000000	25,700,000.00	0.00	25,700,000.00	569,556.40	1,173,299.69	1,229,514.60	0.00	2,972,370.69	294,556.40	1,102,101.69	1,224,014.60	0.00	2,620,672.69	22,727,629.31	0.00	351,698.00
Conduct of Research Services	320200100001000	25,700,000.00	0.00	25,700,000.00	569,556.40	1,173,299.69	1,229,514.60	0.00	2,972,370.69	294,556.40	1,102,101.69	1,224,014.60	0.00	2,620,672.69	22,727,629.31	0.00	351,698.00
PS		10,500,000.00	0.00	10,500,000.00	148,526.40	228,640.00	790,475.00	0.00	1,167,641.40	148,526.40	228,640.00	790,475.00	0.00	1,167,641.40	9,332,358.60	0.00	0.00
MOOE		2,700,000.00	0.00	2,700,000.00	421,030.00	901,861.69	439,039.60	0.00	1,761,931.29	146,030.00	873,461.69	433,539.60	0.00	1,453,031.29	938,068.71	0.00	308,900.00
CO		12,500,000.00	0.00	12,500,000.00	0.00	42,798.00	0.00	0.00	42,798.00	0.00	0.00	0.00	0.00	0.00	12,457,202.00	0.00	42,798.00
OO : Community engagement increased	3300000000000000	6,750,000.00	0.00	6,750,000.00	0.00	0.00	341,115.00	0.00	341,115.00	0.00	0.00	341,115.00	0.00	341,115.00	6,408,885.00	0.00	0.00
TECHNICAL ADVISORY EXTENSION PROGRAM	3301000000000000	6,750,000.00	0.00	6,750,000.00	0.00	0.00	341,115.00	0.00	341,115.00	0.00	0.00	341,115.00	0.00	341,115.00	6,408,885.00	0.00	0.00
Provision of Extension Services	330100100001000	6,750,000.00	0.00	6,750,000.00	0.00	0.00	341,115.00	0.00	341,115.00	0.00	0.00	341,115.00	0.00	341,115.00	6,408,885.00	0.00	0.00
PS		5,000,000.00	0.00	5,000,000.00	0.00	0.00	135,225.00	0.00	135,225.00	0.00	0.00	135,225.00	0.00	135,225.00	4,864,775.00	0.00	0.00

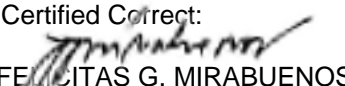
Department : State Universities and Colleges (SUCs)
 Agency/Entity : Bulacan State University
 Operating Unit : < not applicable >
 Organization Code (UACS) : 08 029 0000000
 Fund Cluster : 05 Internally Generated Funds
 (e.g. UACS Fund Cluster: 05-Internally Generated Funds and 06-Business Related Funds)

Particulars	UACS CODE	Approved Budget			Utilizations					Disbursements					Balances		
		Approved Budgeted Revenue	Adjustments (Reductions, Modifications/	Adjusted Budgeted Revenue	1st Quarter Ending March 31	2nd Quarter Ending June 30	3rd Quarter Ending Sept. 30	4th Quarter Ending Dec. 31	Total	1st Quarter Ending March 31	2nd Quarter Ending June 30	3rd Quarter Ending Sept. 30	4th Quarter Ending Dec. 31	TOTAL	Unutilized Budget	Unpaid Obligations	
																Due and Demandable	Not Yet Due and Demandable
1	2	3	4	5=[(3+(-)4)]	6	7	8	9	10=(6+7+8+9)	11	12	13	14	15=(11+12+13+14)	16=(5-10)	17	18
MOOE		1,750,000.00	0.00	1,750,000.00	0.00	0.00	205,890.00	0.00	205,890.00	0.00	0.00	205,890.00	0.00	205,890.00	1,544,110.00	0.00	0.00
Sub-Total, Operations		501,568,894.00	8,557,836.99	510,126,730.99	129,105,637.92	91,221,339.03	58,826,014.69	0.00	279,152,991.64	60,758,865.43	60,524,088.90	64,811,689.81	0.00	186,094,644.14	230,973,739.35	0.00	93,058,347.50
PS		110,963,000.00	0.00	110,963,000.00	29,283,792.09	29,017,102.72	29,481,329.40	0.00	87,782,224.21	29,197,202.92	29,103,691.89	29,417,312.37	0.00	87,718,207.18	23,180,775.79	0.00	64,017.03
MOOE		142,326,247.00	0.00	142,326,247.00	34,397,467.74	33,481,622.30	25,272,698.44	0.00	93,151,788.48	31,561,662.51	31,420,397.01	22,072,889.38	0.00	85,054,948.90	49,174,458.52	0.00	8,096,839.58
FinEx (if Applicable)		0.00	0.00	0.00	0.00	0.00	0.00	0.00	0.00	0.00	0.00	0.00	0.00	0.00	0.00	0.00	0.00
CO		248,279,647.00	8,557,836.99	256,837,483.99	65,424,378.09	28,722,614.01	4,071,986.85	0.00	98,218,978.95	0.00	0.00	0.00	0.00	13,321,488.06	158,618,505.04	0.00	84,897,490.89
GRAND TOTAL		620,302,133.00	14,672,255.78	634,974,388.78	149,333,282.87	100,253,964.01	79,621,811.81	0.00	329,209,058.69	67,050,793.64	71,493,730.09	90,337,975.60	0.00	228,882,499.33	305,765,330.09	0.00	100,326,559.36
PS		120,841,339.00	4,113,972.00	124,955,311.00	31,247,372.24	31,831,627.70	31,970,068.81	0.00	95,049,068.75	31,053,040.32	31,871,652.96	31,932,256.45	0.00	94,856,949.73	29,906,242.25	0.00	192,119.02
MOOE		251,181,147.00	2,000,446.79	253,181,593.79	52,661,532.54	39,699,722.30	43,579,756.15	0.00	135,941,010.99	35,997,753.32	39,622,077.13	45,084,231.09	0.00	120,704,061.54	117,240,582.80	0.00	15,236,949.45
FinEx (if Applicable)		0.00	0.00	0.00	0.00	0.00	0.00	0.00	0.00	0.00	0.00	0.00	0.00	0.00	0.00	0.00	0.00
CO		248,279,647.00	8,557,836.99	256,837,483.99	65,424,378.09	28,722,614.01	4,071,986.85	0.00	98,218,978.95	0.00	0.00	13,321,488.06	0.00	13,321,488.06	158,618,505.04	0.00	84,897,490.89

Certified Correct:

 NENITA B. CHICO

Budget Officer
 Date: 2021-10-19 18:13:46

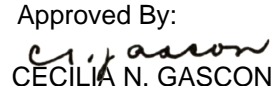
Certified Correct:

 FELICITAS G. MIRABUENOS

Accountant
 Date: 2021-10-19 18:13:46

Recommending Approval By:

 JAIME P. PULUMBARIT

Vice President for Administration and Finance
 Date: 2021-10-20 09:07:00

Approved By:

 CECILIA N. GASCON

Agency Head
 Date: 2021-10-20 15:31:10

STATEMENT OF APPROVED BUDGET, UTILIZATIONS, DISBURSEMENTS AND BALANCES
(For Off-Budgetary Funds)
As at the Quarter Ending December 31, 2021

Department : State Universities and Colleges (SUCs)
Agency/Entity : Bulacan State University
Operating Unit : < not applicable >
Organization Code (UACS) : 08 029 0000000
Fund Cluster : 05 Internally Generated Funds

(e.g. UACS Fund Cluster: 05-Internally Generated Funds and 06-Business Related Funds)

Particulars	UACS CODE	Approved Budget			Utilizations					Disbursements				Balances			
		Approved Budgeted Revenue	Adjustments (Reductions, Modifications)	Adjusted Revenue	1st Quarter	2nd Quarter	3rd Quarter	4th Quarter	Total	1st Quarter	2nd Quarter	3rd Quarter	4th Quarter	TOTAL	Unutilized Budget	Unpaid Obligations	
					Ending March 31	Ending June 30	Ending Sept. 30	Ending Dec. 31		Ending March 31	Ending June 30	Ending Sept. 30	Ending Dec. 31			Due and Demandable	HM Ytd Due and Demandable
1	2	3	4	5=[(3+4)]	6	7	8	9	10=[(6+7+8+9)]	11	12	13	14	15=[(11+12+13+14)]	16=(5-10)	17	18
General Administration and Support	10000000000000	118,733,239.00	6,114,418.79	124,847,657.79	20,227,644.99	9,032,624.99	20,795,797.12	23,377,321.09	73,433,388.14	6,291,928.21	10,969,641.19	25,526,265.79	15,720,260.83	58,508,116.02	51,414,269.65	9,751,206.48	9,174,056.63
General Management and Supervision	100000000001000	118,733,239.00	6,114,418.79	124,847,657.79	20,227,644.99	9,032,624.99	20,795,797.12	23,377,321.09	73,433,388.14	6,291,928.21	10,969,641.19	25,526,265.79	15,720,260.83	58,508,116.02	51,414,269.65	9,751,206.48	9,174,056.63
PS		8,878,339.00	4,899,382.95	13,777,721.95	1,963,580.15	2,814,524.98	2,488,739.41	7,381,657.69	14,648,502.23	1,856,837.40	2,767,961.07	2,514,844.00	4,246,871.25	11,355,413.60	129,218.72	3,263,088.43	0.00
MOOE		108,854,900.00	1,215,035.84	110,069,935.84	18,264,064.80	6,218,100.00	18,307,057.71	15,995,663.40	58,784,885.91	4,435,090.81	8,201,680.12	23,011,421.71	11,473,389.58	47,122,702.22	51,285,049.93	2,488,118.06	9,174,065.63
Sub-Total, General Administration and Support		118,733,239.00	6,114,418.79	124,847,657.79	20,227,644.99	9,032,624.99	20,795,797.12	23,377,321.09	73,433,388.14	6,291,928.21	10,969,641.19	25,526,265.79	15,720,260.83	58,508,116.02	51,414,269.65	9,751,206.48	9,174,056.63
PS		8,878,339.00	4,899,382.95	13,777,721.95	1,963,580.15	2,814,524.98	2,488,739.41	7,381,657.69	14,648,502.23	1,856,837.40	2,767,961.07	2,514,844.00	4,246,871.25	11,355,413.60	129,218.72	3,263,088.43	0.00
MOOE		108,854,900.00	1,215,035.84	110,069,935.84	18,264,064.80	6,218,100.00	18,307,057.71	15,995,663.40	58,784,885.91	4,435,090.81	8,201,680.12	23,011,421.71	11,473,389.58	47,122,702.22	51,285,049.93	2,488,118.06	9,174,065.63
Flexib (if Applicable)		0.00	0.00	0.00	0.00	0.00	0.00	0.00	0.00	0.00	0.00	0.00	0.00	0.00	0.00	0.00	0.00
CO		0.00	0.00	0.00	0.00	0.00	0.00	0.00	0.00	0.00	0.00	0.00	0.00	0.00	0.00	0.00	0.00
Operations	30000000000000	501,528,694.00	8,606,399.49	510,135,093.49	129,105,637.92	91,221,339.03	58,826,014.69	73,272,185.92	352,425,177.46	60,758,865.43	60,524,068.90	64,811,689.81	75,095,895.96	261,100,549.00	197,750,116.03	1,928,849.03	89,305,768.43
OO : Relevant and quality tertiary education ensured to achieve inclusive growth and access of poor but deserving students to quality tertiary education	31000000000000	469,118,894.00	8,606,399.49	477,725,293.49	128,536,081.52	90,048,039.34	57,255,345.09	69,106,624.35	344,948,130.30	60,464,309.03	59,421,987.21	63,245,560.21	71,240,848.92	254,373,795.37	192,777,163.19	1,268,636.50	89,305,768.43
Increased		469,118,894.00	8,606,399.49	477,725,293.49	128,536,081.52	90,048,039.34	57,255,345.09	69,106,624.35	344,948,130.30	60,464,309.03	59,421,987.21	63,245,560.21	71,240,848.92	254,373,795.37	192,777,163.19	1,268,636.50	89,305,768.43
HIGHER EDUCATION PROGRAM	31010000000000	469,118,894.00	8,606,399.49	477,725,293.49	128,536,081.52	90,048,039.34	57,255,345.09	69,106,624.35	344,948,130.30	60,464,309.03	59,421,987.21	63,245,560.21	71,240,848.92	254,373,795.37	192,777,163.19	1,268,636.50	89,305,768.43
Provision of Higher Education Services	310100100000000	469,118,894.00	8,606,399.49	477,725,293.49	128,536,081.52	90,048,039.34	57,255,345.09	69,106,624.35	344,948,130.30	60,464,309.03	59,421,987.21	63,245,560.21	71,240,848.92	254,373,795.37	192,777,163.19	1,268,636.50	89,305,768.43
PS		99,453,000.00	0.00	99,453,000.00	29,135,265.89	28,768,462.72	28,955,628.40	29,073,668.54	131,057,856.73	31,415,627.51	30,546,935.32	21,333,496.78	4,823,496.90	128,219,524.51	6,816,381.27	595,631.43	1,942,699.78
MOOE		377,876,247.00	0.00	377,876,247.00	33,978,427.74	32,579,700.61	24,627,768.84	29,873,668.54	128,536,081.52	29,048,681.52	28,875,051.89	28,491,612.97	6,995,269.38	32,787,578.70	124,184,299.15	56,965.00	87,363,091.64
CO		235,779,647.00	8,606,399.49	244,386,046.49	65,424,378.09	28,679,816.01	4,071,966.85	22,025,666.39	120,201,747.34	0.00	0.00	13,321,468.06	19,481,082.64	13,321,468.06	20,479,096.34	166,856.93	0.00
OO : Higher education research improved to promote economic productivity and innovation	32000000000000	25,700,000.00	0.00	25,700,000.00	569,556.40	1,173,299.69	1,228,514.60	2,248,532.97	6,220,903.66	294,556.40	1,102,101.69	1,224,014.60	2,413,374.44	5,034,047.13	20,479,096.34	166,856.93	0.00
RESEARCH PROGRAM	320200000000000	25,700,000.00	0.00	25,700,000.00	569,556.40	1,173,299.69	1,228,514.60	2,248,532.97	6,220,903.66	294,556.40	1,102,101.69	1,224,014.60	2,413,374.44	5,034,047.13	20,479,096.34	166,856.93	0.00
Conduct of Research Services	320200100001000	25,700,000.00	0.00	25,700,000.00	569,556.40	1,173,299.69	1,228,514.60	2,248,532.97	6,220,903.66	294,556.40	1,102,101.69	1,224,014.60	2,413,374.44	5,034,047.13	20,479,096.34	166,856.93	0.00
PS		10,500,000.00	0.00	10,500,000.00	149,526.40	223,640.00	799,475.00	646,709.77	2,600,641.06	166,000.00	873,461.69	433,530.60	1,094,876.44	2,547,597.73	91,358.94	60,733.33	0.00
MOOE		2,700,000.00	0.00	2,700,000.00	421,030.00	901,660.00	439,019.60	583,739.22	1,715,221.20	0.00	0.00	0.00	42,798.00	42,798.00	12,331,078.90	126,123.30	0.00
CO		12,500,000.00	0.00	12,500,000.00	0.00	42,798.00	0.00	126,123.20	168,991.20	0.00	0.00	0.00	1,441,672.50	1,782,787.50	4,493,856.50	43,256.00	0.00
OO : Community engagement increased	330000000000000	6,750,000.00	0.00	6,750,000.00	0.00	0.00	0.00	341,115.00	1,915,028.50	2,256,143.50	0.00	0.00	341,115.00	1,441,672.50	1,782,787.50	4,493,856.50	473,356.00
TECHNICAL ADVISORY EXTENSION PROGRAM	330100000000000	6,750,000.00	0.00	6,750,000.00	0.00	0.00	0.00	341,115.00	1,915,028.50	2,256,143.50	0.00	0.00	341,115.00	1,441,672.50	1,782,787.50	4,493,856.50	473,356.00
Provision of Extension Services	330100100001000	6,750,000.00	0.00	6,750,000.00	0.00	0.00	0.00	341,115.00	1,915,028.50	2,256,143.50	0.00	0.00	341,115.00	1,441,672.50	1,782,787.50	4,493,856.50	473,356.00
PS		5,000,000.00	0.00	5,000,000.00	0.00	0.00	0.00	135,225.00	658,703.00	993,925.00	0.00	0.00	135,225.00	438,700.00	673,925.00	4,006,075.00	400,000.00

Department : State Universities and Colleges (SUCs)
 Agency/Entity : Bulacan State University
 Operating Unit : < not applicable >
 Organization Code (UACS) : 08 029 0000000
 Fund Cluster : 05 Internally Generated Funds

(e.g. UACS Fund Cluster: 05-Internally Generated Funds and 06-Business Related Funds)

Particulars	UACS CODE	Approved Budget			Utilizations					Disbursements				Balances			
		Approved Budgeted Revenue	Adjustments (Reductions, Modifications)	Adjusted Budgeted Revenue	1st Quarter Ending March 31	2nd Quarter Ending June 30	3rd Quarter Ending Sept. 30	4th Quarter Ending Dec. 31	Total	1st Quarter Ending March 31	2nd Quarter Ending June 30	3rd Quarter Ending Sept. 30	4th Quarter Ending Dec. 31	TOTAL	Utilized Budget	Unpaid Obligations	
																Due and Demandable	1st Yr Due and Demandable
1	2	3	4	5=3+(-4)	6	7	8	9	10=(6+7+8+9)	11	12	13	14	15=(11+12+13+14)	16=(5-10)	17	18
M/OOE		1,750,000.00	0.00	1,750,000.00	0.00	0.00	205,800.00	1,056,328.50	1,262,218.50	0.00	0.00	205,800.00	1,002,972.50	1,208,862.50	487,781.50	53,366.00	0.00
Sub-Total, Operations		501,563,894.00	8,866,399.49	510,430,293.49	129,105,637.92	91,221,339.03	98,826,014.60	72,272,165.82	352,425,177.46	69,758,865.43	60,524,088.90	64,811,689.81	75,095,895.86	261,190,548.00	157,750,116.03	1,928,849.03	89,305,788.43
PS		110,961,000.00	0.00	110,961,000.00	29,283,792.00	29,017,102.72	29,481,229.40	9,341,568.42	97,125,793.63	29,197,202.92	28,103,691.69	29,417,312.37	8,670,669.38	95,358,876.56	13,637,206.37	736,917.01	0.00
M/OOE		142,326,247.00	0.00	142,326,247.00	34,397,467.74	33,481,622.30	25,277,698.44	41,778,928.81	134,929,719.29	31,561,022.51	31,420,297.01	22,072,569.38	48,921,345.84	131,976,294.74	7,397,531.71	1,509,723.76	1,942,690.78
FinEx (if Applicable)		0.00	0.00	0.00	0.00	0.00	0.00	0.00	0.00	0.00	0.00	0.00	0.00	0.00	0.00	0.00	0.00
CO		248,278,647.00	8,866,399.49	257,145,046.49	65,424,378.09	28,722,614.01	4,071,066.85	22,151,689.59	120,370,668.54	0.00	0.00	13,321,488.06	19,503,860.64	32,825,368.70	136,515,377.95	182,208.20	87,363,091.64
GRAND TOTAL		620,302,133.00	14,720,818.28	635,022,951.28	149,333,292.87	100,253,054.01	79,621,811.61	96,549,866.81	425,858,565.60	67,050,793.64	67,944,730.00	71,493,730.00	90,337,975.60	319,698,656.02	209,164,365.68	7,860,055.52	98,479,254.08
PS		120,841,339.00	4,860,362.85	125,701,701.85	31,247,372.24	31,831,627.70	31,970,868.81	16,725,227.14	111,774,295.66	31,053,040.32	31,871,652.96	31,932,256.45	12,617,340.63	107,774,290.36	13,966,426.09	4,000,005.50	0.00
M/OOE		251,181,147.00	1,215,035.84	252,396,182.84	52,661,532.54	39,699,722.30	43,579,758.15	57,772,590.21	193,713,601.20	35,997,753.32	39,622,077.13	45,084,231.00	58,394,535.42	179,098,096.96	58,682,581.64	3,497,841.82	11,116,762.42
FinEx (if Applicable)		0.00	0.00	0.00	0.00	0.00	0.00	0.00	0.00	0.00	0.00	0.00	0.00	0.00	0.00	0.00	0.00
CO		248,278,647.00	8,866,399.49	257,145,046.49	65,424,378.09	28,722,614.01	4,071,066.85	22,151,689.59	120,370,668.54	0.00	0.00	13,321,488.06	19,503,860.64	32,825,368.70	136,515,377.95	182,208.20	87,363,091.64

Certified Correct:
 NENITA B. CHICO
 Budget Officer IV
 Date: 2022-02-08 15:08:10

Certified Correct:
 FELICITAS G. MIRABUENOS
 Accountant IV
 Date: 2022-02-08 15:08:10

Recommending Approval By:
 JAIME P. PULUMBARIT
 Vice President for Administration and Finance
 Date: 2022-02-08 15:15:39

Approved By:
 CECILIA N. GASCON
 Agency Head
 Date: 2022-02-08 17:57:35