



QUARTERLY REPORT OF REVENUE AND OTHER RECEIPTS


As at the Quarter Ending March 31, 2021

Department : State Universities and Colleges (SUCs)
 Agency : Bulacan State University
 Operating Unit : < not applicable >
 Organization Code (UACS) : 08 029 000000
 Fund Cluster : 06 - Business Related Funds

Classification/Sources of Revenue and Other Receipts	UACS CODE	REVENUE TARGET (Annual) per BESF	Actual Revenue and Other Receipts Collections					Cumulative Remittance/Deposits to Date			Variance		Remarks
			1st Quarter Ending March 31	2nd Quarter Ending June 30	3rd Quarter Ending Sept. 30	4th Quarter Ending Dec. 31	Total	Remittance to BTr	Deposited with AGDB	TOTAL	Amount	%	
1	2	3	4	5	6	7	8=[(6+(-17)-8+9]	9	10	11=(9+10)	12=(8-3)	13=(12/3)	14
Business Related Funds		0.00	2,462,703.18	0.00	0.00	0.00	2,462,703.18	0.00	2,462,628.10	2,462,628.10	2,462,703.18	0%	
Revenue Collections		0.00	2,462,703.18	0.00	0.00	0.00	2,462,703.18	0.00	2,462,628.10	2,462,628.10	2,462,703.18	0%	
Cash Revenue		0.00	2,462,703.18	0.00	0.00	0.00	2,462,703.18	0.00	2,462,628.10	2,462,628.10	2,462,703.18	0%	
Non-Tax		0.00	2,462,703.18	0.00	0.00	0.00	2,462,703.18	0.00	2,462,628.10	2,462,628.10	2,462,703.18	0%	
Other Business Income	4020299089	0.00	2,462,703.18	0.00	0.00	0.00	2,462,703.18	0.00	2,462,628.10	2,462,628.10	2,462,703.18	0%	
TOTAL		0.00	2,462,703.18	0.00	0.00	0.00	2,462,703.18	0.00	2,462,628.10	2,462,628.10	2,462,703.18	0%	

Certified Correct:

 MIRABUENOS, FELICITAS G.
 Date:

Recommending Approval:

 PULUMBARIT, JAIME P.
 Date:

Approved By:

 GASCON, CECILIA N.
 Date:


QUARTERLY REPORT OF REVENUE AND OTHER RECEIPTS

As at the Quarter Ending March 31, 2021


Department : State Universities and Colleges (SUCs)
 Agency : Bulacan State University
 Operating Unit : < not applicable >
 Organization Code (UACS) : 08 029 0000000
 Fund Cluster : 05 - Internally Generated Funds

Classification/Sources of Revenue and Other Receipts	UACS CODE	REVENUE TARGET (Annual) per BESF	Actual Revenue and Other Receipts Collections					Cumulative Remittance/Deposits to Date			Variance		Remarks
			1st Quarter Ending March 31	2nd Quarter Ending June 30	3rd Quarter Ending Sept. 30	4th Quarter Ending Dec. 31	Total	Remittance to BTr	Deposited with AGOB	TOTAL	Amount	%	
1	2	3	4	5	6	7	8={6+(-)7+8+9}	9	10	11=(9+10)	12=(8-3)	13={12/3}	14
Internally Generated Funds		0.00	261,092,647.64	0.00	0.00	0.00	261,092,647.64	0.00	260,933,414.48	260,933,414.48	261,092,647.64	0%	
Revenue Collections		0.00	201,734,177.46	0.00	0.00	0.00	201,734,177.46	0.00	201,720,653.53	201,720,653.53	201,734,177.46	0%	
Cash Revenue		0.00	201,734,177.46	0.00	0.00	0.00	201,734,177.46	0.00	201,720,653.53	201,720,653.53	201,734,177.46	0%	
Not Applicable		0.00	201,734,177.46	0.00	0.00	0.00	201,734,177.46	0.00	201,720,653.53	201,720,653.53	201,734,177.46	0%	
Other Service Income	4020199099	0.00	376,970.80	0.00	0.00	0.00	376,970.80	0.00	366,129.87	366,129.87	376,970.80	0%	
Tuition Fees	4020201001	0.00	200,897,345.66	0.00	0.00	0.00	200,897,345.66	0.00	200,898,620.66	200,898,620.66	200,897,345.66	0%	
Other School Fees	4020201099	0.00	459,861.00	0.00	0.00	0.00	459,861.00	0.00	455,903.00	455,903.00	459,861.00	0%	
Non-Revenue Collections/Other Receipts		0.00	59,358,470.18	0.00	0.00	0.00	59,358,470.18	0.00	59,212,760.95	59,212,760.95	59,358,470.18	0%	
Cash Receipts		0.00	59,358,470.18	0.00	0.00	0.00	59,358,470.18	0.00	59,212,760.95	59,212,760.95	59,358,470.18	0%	
Not Applicable		0.00	59,358,470.18	0.00	0.00	0.00	59,358,470.18	0.00	59,212,760.95	59,212,760.95	59,358,470.18	0%	
Advances for Payroll	1990102000	0.00	97,010.80	0.00	0.00	0.00	97,010.80	0.00	101,571.59	101,571.59	97,010.80	0%	
Advances to Officers and Employees	1990104000	0.00	111,107.30	0.00	0.00	0.00	111,107.30	0.00	111,107.30	111,107.30	111,107.30	0%	
Other Payables	2999999000	0.00	59,150,352.08	0.00	0.00	0.00	59,150,352.08	0.00	59,000,082.06	59,000,082.06	59,150,352.08	0%	
TOTAL		0.00	261,092,647.64	0.00	0.00	0.00	261,092,647.64	0.00	260,933,414.48	260,933,414.48	261,092,647.64	0%	

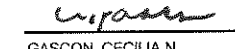
Certified Correct:


 MIRABUENOS, FELICITAS G.
 Date:

Recommending Approval:


 PULUMBART, JAIME P.
 Date:

Approved By:


 GASCON, CECILIA N.
 Date:


QUARTERLY REPORT OF REVENUE AND OTHER RECEIPTS

As at the Quarter Ending March 31, 2021

Department : State Universities and Colleges (SUCs)
 Agency : Bulacan State University
 Operating Unit : < not applicable >
 Organization Code (UACS) : 08 029 0000000
 Fund Cluster : 07 - Trust Receipts


Classification/Sources of Revenue and Other Receipts	UACS CODE	REVENUE TARGET (Annual) per BESF	Actual Revenue and Other Receipts Collections					Cumulative Remittance/Deposits to Date			Variance		Remarks
			1st Quarter Ending March 31	2nd Quarter Ending June 30	3rd Quarter Ending Sept. 30	4th Quarter Ending Dec. 31	Total	Remittance to BTr	Deposited with AGDB	TOTAL	Amount	%	
1	2	3	4	5	6	7	8=[(6+(-)7)-8+9]	9	10	11=(9+10)	12=(8-3)	13=(12/3)	14
Trust Receipts		0.00	1,052,633.00	0.00	0.00	0.00	1,052,633.00	0.00	1,104,533.00	1,104,533.00	1,052,633.00	0%	
Trust Receipts Deposited with Authorized Government Depository Banks (AGDB)		0.00	1,052,633.00	0.00	0.00	0.00	1,052,633.00	0.00	1,104,533.00	1,104,533.00	1,052,633.00	0%	
Bid Documents		0.00	259,100.00	0.00	0.00	0.00	259,100.00	0.00	311,000.00	311,000.00	259,100.00	0%	
DOST - Regional Grants in Aid		0.00	792,333.00	0.00	0.00	0.00	792,333.00	0.00	792,333.00	792,333.00	792,333.00	0%	
DOST Food/ Water Analysis		0.00	1,200.00	0.00	0.00	0.00	1,200.00	0.00	1,200.00	1,200.00	1,200.00	0%	
TOTAL		0.00	1,052,633.00	0.00	0.00	0.00	1,052,633.00	0.00	1,104,533.00	1,104,533.00	1,052,633.00	0%	

Certified Correct:


 MIRABUENOS, FELICITAS G.


Date:

Recommending Approval:


 PULUMBART, JAIME P.

Date:

Approved By:


 GASCON, CECILIA N.

Date:

QUARTERLY REPORT OF REVENUE AND OTHER RECEIPTS

As at the Quarter Ending June 30, 2021

Department : State Universities and Colleges (SUCs)
 Agency : Bulacan State University
 Operating Unit : < not applicable >
 Organization Code (UACS) : 08 029 0000000
 Fund Cluster : 06 - Business Related Funds

Classification/Sources of Revenue and Other Receipts	UACS CODE	REVENUE TARGET (Annual) per BESF	Actual Revenue and Other Receipts Collections					Cumulative Remittance/Deposits to Date			Variance		Remarks
			1st Quarter Ending March 31	2nd Quarter Ending June 30	3rd Quarter Ending Sept. 30	4th Quarter Ending Dec. 31	Total	Remittance to BTr	Deposited with AGDB	TOTAL	Amount	%	
1	2	3	4	5	6	7	8={6+(-)7}-8+9	9	10	11={9+10}	12={8-3}	13={12/3}	14
Business Related Funds		4,000,000.00	2,462,703.18	654,659.78	0.00	0.00	3,117,362.96	0.00	3,116,755.13	3,116,755.13	(882,637.04)	-22 %	
Revenue Collections		4,000,000.00	2,462,703.18	654,659.78	0.00	0.00	3,117,362.96	0.00	3,116,755.13	3,116,755.13	(882,637.04)	-22 %	
Cash Revenue		4,000,000.00	2,462,703.18	654,659.78	0.00	0.00	3,117,362.96	0.00	3,116,755.13	3,116,755.13	(882,637.04)	-22 %	
Non-Tax		4,000,000.00	2,462,703.18	654,659.78	0.00	0.00	3,117,362.96	0.00	3,116,755.13	3,116,755.13	(882,637.04)	-22 %	
Other Business Income	4020299099	4,000,000.00	2,462,703.18	654,659.78	0.00	0.00	3,117,362.96	0.00	3,116,755.13	3,116,755.13	(882,637.04)	-22 %	
TOTAL		4,000,000.00	2,462,703.18	654,659.78	0.00	0.00	3,117,362.96	0.00	3,116,755.13	3,116,755.13	(882,637.04)	-22 %	

Certified Correct:


 MIRABUENOS, FELICITAS G.


Date:

Recommending Approval:


 PULUMARIT, JAIME P.

Date:

Approved By:


 GASCON, CECILIA N.

Date:


QUARTERLY REPORT OF REVENUE AND OTHER RECEIPTS

As at the Quarter Ending June 30, 2021

Department : State Universities and Colleges (SUCs)
 Agency : Bulacan State University
 Operating Unit : < not applicable >
 Organization Code (UACS) : 08 029 0000000
 Fund Cluster : 05 - Internally Generated Funds

Classification/Sources of Revenue and Other Receipts	UACS CODE	REVENUE TARGET (Annual) per BESF	Actual Revenue and Other Receipts Collections					Cumulative Remittance/Deposits to Date			Variance		Remarks
			1st Quarter Ending March 31	2nd Quarter Ending June 30	3rd Quarter Ending Sept. 30	4th Quarter Ending Dec. 31	Total	Remittance to BTr	Deposited with AGDB	TOTAL	Amount	%	
1	2	3	4	5	6	7	8=[(6+(-17)-8+9]	9	10	11=(9+10)	12=(8-3)	13=(12/3)	14
Internally Generated Funds		395,586,000.00	260,997,705.64	54,406,482.54	0.00	0.00	315,404,188.18	0.00	312,589,055.95	312,589,055.95	(80,181,811.82)		-20 %
Revenue Collections		395,586,000.00	201,639,235.46	1,034,214.35	0.00	0.00	202,673,449.81	0.00	202,593,674.81	202,593,674.81	(192,912,550.19)		-49 %
Cash Revenue		395,586,000.00	201,639,235.46	1,034,214.35	0.00	0.00	202,673,449.81	0.00	202,593,674.81	202,593,674.81	(192,912,550.19)		-49 %
Not Applicable		395,586,000.00	201,639,235.46	1,034,214.35	0.00	0.00	202,673,449.81	0.00	202,593,674.81	202,593,674.81	(192,912,550.19)		-49 %
Other Service Income	4020199099	900,000.00	376,970.80	89,052.85	0.00	0.00	466,023.65	0.00	465,824.65	465,824.65	(433,976.35)		-48 %
Tuition Fees	4020201001	393,086,000.00	200,897,345.66	485,300.50	0.00	0.00	201,382,646.16	0.00	201,323,720.16	201,323,720.16	(191,703,353.84)		-49 %
Other School Fees	4020201099	1,600,000.00	364,919.00	459,861.00	0.00	0.00	824,780.00	0.00	804,130.00	804,130.00	(775,220.00)		-48 %
Non-Revenue Collections/Other Receipts		0.00	59,358,470.18	53,372,268.19	0.00	0.00	112,730,738.37	0.00	109,995,381.14	109,995,381.14	112,730,738.37		0 %
Cash Receipts		0.00	59,358,470.18	53,372,268.19	0.00	0.00	112,730,738.37	0.00	109,995,381.14	109,995,381.14	112,730,738.37		0 %
Not Applicable		0.00	59,358,470.18	53,372,268.19	0.00	0.00	112,730,738.37	0.00	109,995,381.14	109,995,381.14	112,730,738.37		0 %
Due from Officers and Employees	1030502000	0.00	0.00	13,500.00	0.00	0.00	13,500.00	0.00	13,500.00	13,500.00	13,500.00		0 %
Advances for Payroll	1990102000	0.00	97,010.80	19,320.00	0.00	0.00	116,330.80	0.00	120,891.59	120,891.59	116,330.80		0 %
Advances to Officers and Employees	1990104000	0.00	111,107.30	14,137.75	0.00	0.00	125,245.05	0.00	125,245.05	125,245.05	125,245.05		0 %
Other Payables	2999999000	0.00	59,150,352.08	53,325,310.44	0.00	0.00	112,475,662.52	0.00	109,735,744.50	109,735,744.50	112,475,662.52		0 %
TOTAL		395,586,000.00	260,997,705.64	54,406,482.54	0.00	0.00	315,404,188.18	0.00	312,589,055.95	312,589,055.95	(80,181,811.82)		-20 %

Certified Correct:


 MIRABUENOS, FELICITAS G.

Date:

Recommending Approval:


 PULUMBART, JAIME P.

Date:

Approved By:


 GASCON, CECILIA N.


Date:


QUARTERLY REPORT OF REVENUE AND OTHER RECEIPTS


As at the Quarter Ending June 30, 2021

Department : State Universities and Colleges (SUCs)
 Agency : Bulacan State University
 Operating Unit : < not applicable >
 Organization Code (UACS) : 08 029 0000000
 Fund Cluster : 07 - Trust Receipts

Classification/Sources of Revenue and Other Receipts	UACS CODE	REVENUE TARGET (Annual) per BESF	Actual Revenue and Other Receipts Collections					Cumulative Remittance/Deposits to Date			Variance		Remarks
			1st Quarter Ending March 31	2nd Quarter Ending June 30	3rd Quarter Ending Sept. 30	4th Quarter Ending Dec. 31	Total	Remittance to BTr	Deposited with AGDB	TOTAL	Amount	%	
1	2	3	4	5	6	7	8=[(6+(-)-7)-8+9]	9	10	11=(9+10)	12=(8-3)	13=(12/3)	14
Trust Receipts		0.00	1,052,633.00	1,309,170.50	0.00	0.00	2,361,803.50	0.00	2,411,178.50	2,411,178.50	2,361,803.50	0 %	
Trust Receipts Deposited with Authorized Government Depository Banks (AGDB)		0.00	1,052,633.00	1,309,170.50	0.00	0.00	2,361,803.50	0.00	2,411,178.50	2,411,178.50	2,361,803.50	0 %	
Bid Documents		0.00	259,100.00	467,100.00	0.00	0.00	726,200.00	0.00	775,600.00	775,600.00	726,200.00	0 %	
DOST - Regional Grants in Aid		0.00	792,333.00	0.00	0.00	0.00	792,333.00	0.00	792,333.00	792,333.00	792,333.00	0 %	
DOST Food/ Water Analysis		0.00	1,200.00	3,940.00	0.00	0.00	5,140.00	0.00	5,140.00	5,140.00	5,140.00	0 %	
Performance Security		0.00	0.00	838,130.50	0.00	0.00	838,130.50	0.00	838,105.50	838,105.50	838,130.50	0 %	
TOTAL		0.00	1,052,633.00	1,309,170.50	0.00	0.00	2,361,803.50	0.00	2,411,178.50	2,411,178.50	2,361,803.50	0 %	

Certified Correct:

 MIRABUENOS, FELICITAS G.
 Date:

Recommending Approval:

 PULUMBART, JAIME P.
 Date:


Approved By:

 GASCON, CECILIA N.
 Date:


QUARTERLY REPORT OF REVENUE AND OTHER RECEIPTS


As at the Quarter Ending September 30, 2021 As at the Quarter Ending September 30, 2021 As at the Quarter Ending September 30, 2021

Department : State Universities and Colleges (SUCs)
 Agency : Bulacan State University
 Operating Unit : < not applicable >
 Organization Code (UACS) : 08 029 0000000
 Fund Cluster : 06 - Business Related Funds

Classification/Sources of Revenue and Other Receipts	UACS CODE	REVENUE TARGET (Annual) per BESF	Actual Revenue and Other Receipts Collections					Cumulative Remittance/Deposits to Date			Variance		Remarks
			1st Quarter Ending March 31	2nd Quarter Ending June 30	3rd Quarter Ending Sept. 30	4th Quarter Ending Dec. 31	Total	Remittance to BTr	Deposited with AGDB	TOTAL	Amount	%	
1	2	3	4	5	6	7	8=[(6+(-)7)-5+9]	9	10	11=(9+10)	12=(8-3)	13=(12/3)	14
Business Related Funds		4,000,000.00	2,462,703.18	654,659.78	1,868,203.10	0.00	4,985,566.06	0.00	4,984,155.58	4,984,155.58	985,566.06	25 %	
Revenue Collections		4,000,000.00	2,462,703.18	654,659.78	1,868,203.10	0.00	4,985,566.06	0.00	4,984,155.58	4,984,155.58	985,566.06	25 %	
Cash Revenue		4,000,000.00	2,462,703.18	654,659.78	1,868,203.10	0.00	4,985,566.06	0.00	4,984,155.58	4,984,155.58	985,566.06	25 %	
Non-Tax		4,000,000.00	2,462,703.18	654,659.78	1,868,203.10	0.00	4,985,566.06	0.00	4,984,155.58	4,984,155.58	985,566.06	25 %	
Other Business Income	4020299099	4,000,000.00	2,462,703.18	654,659.78	1,868,203.10	0.00	4,985,566.06	0.00	4,984,155.58	4,984,155.58	985,566.06	25 %	
TOTAL		4,000,000.00	2,462,703.18	654,659.78	1,868,203.10	0.00	4,985,566.06	0.00	4,984,155.58	4,984,155.58	985,566.06	25 %	

Certified Correct:

 MIRABUENOS, FELICITAS G.
 Date:

Recommending Approval:

 PULUMBARIT, JAIME P.
 Date:

Approved By:

 GASCON, CECILIA N.
 Date:


QUARTERLY REPORT OF REVENUE AND OTHER RECEIPTS

As at the Quarter Ending September 30, 2021

Department : State Universities and Colleges (SUCs)
 Agency : Bulacan State University
 Operating Unit : < not applicable >
 Organization Code (UACS) : 08 029 0000000
 Fund Cluster : 05 - Internally Generated Funds

Classification/Sources of Revenue and Other Receipts	UACS CODE	REVENUE TARGET (Annual) per BESF	Actual Revenue and Other Receipts Collections					Cumulative Remittance/Deposits to Date			Variance		Remarks
			1st Quarter Ending March 31	2nd Quarter Ending June 30	3rd Quarter Ending Sept. 30	4th Quarter Ending Dec. 31	Total	Remittance to BTr	Deposited with AGDB	TOTAL	Amount	%	
1	2	3	4	5	6	7	8=[(6+(-)7)+8+9]	9	10	11=(9+10)	12=[8-3]	13=[12/3]	14
Internally Generated Funds		395,586,000.00	260,997,705.64	54,406,482.54	273,487,339.69	0.00	588,891,527.87	0.00	585,815,972.60	585,815,972.60	193,305,527.87	49 %	
Revenue Collections		395,586,000.00	201,639,235.46	1,034,214.35	198,316,541.08	0.00	400,989,990.89	0.00	400,915,171.51	400,915,171.51	5,403,990.89	1 %	
Cash Revenue		395,586,000.00	201,639,235.46	1,034,214.35	198,316,541.08	0.00	400,989,990.89	0.00	400,915,171.51	400,915,171.51	5,403,990.89	1 %	
Not Applicable		395,586,000.00	201,639,235.46	1,034,214.35	198,316,541.08	0.00	400,989,990.89	0.00	400,915,171.51	400,915,171.51	5,403,990.89	1 %	
Other Service Income	4020199099	900,000.00	376,970.80	89,052.85	60,906.71	0.00	526,930.36	0.00	526,751.98	526,751.98	(373,069.64)	-41 %	
Tuition Fees	4020201001	393,086,000.00	200,897,345.66	485,300.50	197,843,308.08	0.00	399,225,954.24	0.00	399,178,893.24	399,178,893.24	6,139,954.24	2 %	
Other School Fees	4020201099	1,600,000.00	364,919.00	458,861.00	412,326.29	0.00	1,237,106.29	0.00	1,209,526.29	1,209,526.29	(362,893.71)	-23 %	
Non-Revenue Collections/Other Receipts		0.00	59,358,470.18	53,372,268.19	75,170,798.61	0.00	187,901,536.98	0.00	184,900,801.09	184,900,801.09	187,901,536.98	0 %	
Cash Receipts		0.00	59,358,470.18	53,372,268.19	75,170,798.61	0.00	187,901,536.98	0.00	184,900,801.09	184,900,801.09	187,901,536.98	0 %	
Not Applicable		0.00	59,358,470.18	53,372,268.19	75,170,798.61	0.00	187,901,536.98	0.00	184,900,801.09	184,900,801.09	187,901,536.98	0 %	
Due from Officers and Employees	1030502000	0.00	0.00	13,500.00	13,500.00	0.00	27,000.00	0.00	30,000.00	30,000.00	27,000.00	0 %	
Advances for Payroll	1990102000	0.00	97,010.80	19,320.00	138,069.67	0.00	254,400.47	0.00	248,961.26	248,961.26	254,400.47	0 %	
Advances to Officers and Employees	1990104000	0.00	111,107.30	14,137.75	0.00	125,245.05	0.00	125,245.05	125,245.05	125,245.05	0 %		
Other Payables	2999999000	0.00	59,150,352.08	53,325,310.44	75,019,228.94	0.00	187,494,891.46	0.00	184,496,594.78	184,496,594.78	187,494,891.46	0 %	
TOTAL		395,586,000.00	260,997,705.64	54,406,482.54	273,487,339.69	0.00	588,891,527.87	0.00	585,815,972.60	585,815,972.60	193,305,527.87	49 %	

Certified Correct:


 MIRABUENOS, FELICITAS G.


Date:

Recommending Approval:


 PULUMBAIT, JAIME P.

Date:

Approved By:


 GASCON, CECILIA N.

Date:

QUARTERLY REPORT OF REVENUE AND OTHER RECEIPTS
As at the Quarter Ending September 30, 2021

Department : State Universities and Colleges (SUCs)
Agency : Bulacan State University
Operating Unit : < not applicable >
Organization Code (UACS) : 08 029 0000000
Fund Cluster : 07 - Trust Receipts


Classification/Sources of Revenue and Other Receipts	UACS CODE	REVENUE TARGET (Annual) per BESF	Actual Revenue and Other Receipts Collections					Cumulative Remittance/Deposits to Date			Variance		Remarks
			1st Quarter Ending March 31	2nd Quarter Ending June 30	3rd Quarter Ending Sept. 30	4th Quarter Ending Dec. 31	Total	Remittance to BTr	Deposited with AGDB	TOTAL	Amount	%	
1	2	3	4	5	6	7	8=([6+(-)7]-8+9)	9	10	11=(9+10)	12=(8-3)	13=(12/3)	14
Trust Receipts		0.00	1,052,633.00	1,309,170.50	195,990.00	0.00	2,557,793.50	0.00	2,604,617.70	2,604,617.70	2,557,793.50	0%	
Trust Receipts Deposited with Authorized Government Depository Banks (AGDB)		0.00	1,052,633.00	1,309,170.50	195,990.00	0.00	2,557,793.50	0.00	2,604,617.70	2,604,617.70	2,557,793.50	0%	
Bid Documents		0.00	259,100.00	467,100.00	192,400.00	0.00	918,600.00	0.00	965,449.20	965,449.20	918,600.00	0%	
DOST - Regional Grants in Aid		0.00	792,333.00	0.00	0.00	0.00	792,333.00	0.00	792,333.00	792,333.00	792,333.00	0%	
DOST Food/ Water Analysis		0.00	1,200.00	3,940.00	3,590.00	0.00	8,730.00	0.00	8,730.00	8,730.00	8,730.00	0%	
Performance Security		0.00	0.00	838,130.50	0.00	0.00	838,130.50	0.00	838,105.50	838,105.50	838,130.50	0%	
TOTAL		0.00	1,052,633.00	1,309,170.50	195,990.00	0.00	2,557,793.50	0.00	2,604,617.70	2,604,617.70	2,557,793.50	0%	

Certified Correct:



MIRABUENOS, FELICITAS G.

Date:

Recommending Approval:


PULUMBART, JAIME P.
Date:

Approved By:


GASCON, CECILIA N.

Date:


QUARTERLY REPORT OF REVENUE AND OTHER RECEIPTS

As at the Quarter Ending December 31, 2021

Department : State Universities and Colleges (SUCs)
 Agency : Bulacan State University
 Operating Unit : < not applicable >
 Organization Code (UACS) : 08 029 0000000
 Fund Cluster : 07 - Trust Receipts

Classification/Sources of Revenue and Other Receipts	UACS CODE	REVENUE TARGET (Annual) per BESF	Actual Revenue and Other Receipts Collections					Cumulative Remittance/Deposits to Date			Variance		Remarks
			1st Quarter Ending March 31	2nd Quarter Ending June 30	3rd Quarter Ending Sept. 30	4th Quarter Ending Dec. 31	Total	Remittance to BTr	Deposited with AGDB	TOTAL	Amount	%	
1	2	3	4	5	6	7	8=[(6+(-7))-8+9]	9	10	11=(9+10)	12=(8-3)	13=(12/3)	14
Trust Receipts		0.00	1,052,633.00	1,309,170.50	195,990.00	34,500,070.07	37,057,863.57	0.00	37,104,043.57	37,104,043.57	37,057,863.57	0 %	
Trust Receipts Deposited with Authorized Government Depository Banks (AGDB)		0.00	1,052,633.00	1,309,170.50	195,990.00	34,500,070.07	37,057,863.57	0.00	1,631,280.00	1,631,280.00	1,585,100.00	0 %	
Bid Documents		0.00	259,100.00	467,100.00	192,400.00	666,500.00	1,585,100.00	0.00	1,500,000.00	1,500,000.00	1,500,000.00	0 %	
DOST - Regional Grants in Aid		0.00	792,333.00	0.00	0.00	707,667.00	1,500,000.00	0.00	36,810.00	36,810.00	36,810.00	0 %	
DOST Food/ Water Analysis		0.00	1,200.00	3,940.00	3,590.00	28,080.00	36,810.00	0.00	1,175,762.77	1,175,762.77	1,175,762.77	0 %	
Performance Security		0.00	0.00	838,130.50	0.00	337,632.27	1,175,762.77	0.00	1,892,890.00	1,892,890.00	1,892,890.00	0 %	
DOST-IMPACT TIO		0.00	0.00	0.00	0.00	2,867,300.80	2,867,300.80	0.00	2,867,300.80	2,867,300.80	2,867,300.80	0 %	
DOST-BULSU CRADLE I-DRIP		0.00	0.00	0.00	0.00	1,500,000.00	1,500,000.00	0.00	1,500,000.00	1,500,000.00	1,500,000.00	0 %	
DOST-RGIA-Regional Food Innovation		0.00	0.00	0.00	0.00	25,000,000.00	25,000,000.00	0.00	25,000,000.00	25,000,000.00	25,000,000.00	0 %	
CHEO-SMART CAMPUS DEVELOPMENT PROGRAM		0.00	0.00	0.00	0.00	1,500,000.00	1,500,000.00	0.00	1,500,000.00	1,500,000.00	1,500,000.00	0 %	
Due to NGA-DA		0.00	0.00	0.00	0.00	1,500,000.00	1,500,000.00	0.00	37,104,043.57	37,104,043.57	37,057,863.57	0 %	
TOTAL		0.00	1,052,633.00	1,309,170.50	195,990.00	34,500,070.07	37,057,863.57	0.00					

Certified Correct:



 MIRABUENOS, FELICITAS G.

Date:

Recommending Approval:


 PULUMBART, JAIME P.
 Date:

Approved By:


 GASCON, CECILIA N.

Date:

QUARTERLY REPORT OF REVENUE AND OTHER RECEIPTS

As at the Quarter Ending December 31, 2021

Department : State Universities and Colleges (SUCs)
 Agency : Bulacan State University
 Operating Unit : < not applicable >
 Organization Code (UACS) : 08 029 0000000
 Fund Cluster : 05 - Internally Generated Funds

Classification/Sources of Revenue and Other Receipts	UACS CODE	REVENUE TARGET (Annual) per BESF	Actual Revenue and Other Receipts Collections					Cumulative Remittance/Deposits to Date			Variance		Remarks
			1st Quarter Ending March 31	2nd Quarter Ending June 30	3rd Quarter Ending Sept. 30	4th Quarter Ending Dec. 31	Total	Remittance to BTr	Deposited with AGDB	TOTAL	Amount	%	
1	2	3	4	5	6	7	8={6+(-)7}-8+9	9	10	11=(9+10)	12=(8-3)	13=(12/3)	14
Internally Generated Funds		395,586,000.00	260,997,705.64	54,406,482.54	273,487,339.69	37,414,936.68	626,306,464.55	0.00	626,450,802.54	626,450,802.54	230,720,464.55	58 %	
Revenue Collections		395,586,000.00	201,639,235.46	1,034,214.35	198,316,541.08	1,854,307.11	402,844,298.00	0.00	402,843,901.46	402,843,901.46	7,258,298.00	2 %	
Cash Revenue		395,586,000.00	201,639,235.46	1,034,214.35	198,316,541.08	1,854,307.11	402,844,298.00	0.00	402,843,901.46	402,843,901.46	7,258,298.00	2 %	
Not Applicable		395,586,000.00	201,639,235.46	1,034,214.35	198,316,541.08	1,854,307.11	402,844,298.00	0.00	402,843,901.46	402,843,901.46	7,258,298.00	2 %	
Other Service Income	4020199099	900,000.00	376,970.80	89,052.85	60,906.71	102,535.41	629,465.77	0.00	628,494.23	628,494.23	(270,534.23)	-30 %	
Tuition Fees	4020201001	393,086,000.00	200,897,345.66	485,300.50	197,843,308.08	1,279,261.70	400,505,215.94	0.00	400,505,765.94	400,505,765.94	7,419,216.94	2 %	
Other School Fees	4020201099	1,600,000.00	364,919.00	459,861.00	412,326.29	472,510.00	1,709,616.29	0.00	1,709,641.29	1,709,641.29	109,616.29	7 %	
Non-Revenue Collections/Other Receipts		0.00	59,358,470.18	53,372,268.19	75,170,798.61	35,560,629.57	223,462,166.55	0.00	223,606,901.08	223,606,901.08	223,462,166.55	0 %	
Cash Receipts		0.00	59,358,470.18	53,372,268.19	75,170,798.61	35,560,629.57	223,462,166.55	0.00	223,606,901.08	223,606,901.08	223,462,166.55	0 %	
Not Applicable		0.00	59,358,470.18	53,372,268.19	75,170,798.61	35,560,629.57	223,462,166.55	0.00	223,606,901.08	223,606,901.08	223,462,166.55	0 %	
Due from Officers and Employees	1030502000	0.00	0.00	13,500.00	13,500.00	16,500.00	43,500.00	0.00	43,500.00	43,500.00	43,500.00	0 %	
Advances for Payroll	1990102000	0.00	97,010.80	19,320.00	138,069.67	4,093,418.29	4,347,818.76	0.00	4,352,379.55	4,352,379.55	4,347,818.76	0 %	
Advances to Officers and Employees	1990104000	0.00	111,107.30	14,137.75	0.00	221,146.58	346,391.63	0.00	346,391.63	346,391.63	346,391.63	0 %	
Other Payables	2999999000	0.00	59,150,352.08	53,325,310.44	75,019,228.94	31,229,564.70	218,724,456.16	0.00	218,864,629.90	218,864,629.90	218,724,456.16	58 %	
TOTAL		395,586,000.00	260,997,705.64	54,406,482.54	273,487,339.69	37,414,936.68	626,306,464.55		626,450,802.54	626,450,802.54	230,720,464.55	58 %	

Certified Correct:



 MIRABUENOS, FELICITAS G.

Date:

Recommending Approval:


 PULUMBARIT, JAIME P.
 Date:

Approved By:


 GASCON, CECILIA N.

Date:

QUARTERLY REPORT OF REVENUE AND OTHER RECEIPTS

As at the Quarter Ending December 31, 2021


Department : State Universities and Colleges (SUCs)
 Agency : Bulacan State University
 Operating Unit : < not applicable >
 Organization Code (UACS) : 08 029 0000000
 Fund Cluster : 06 - Business Related Funds

Classification/Sources of Revenue and Other Receipts	UACS CODE	REVENUE TARGET (Annual) per BESF	Actual Revenue and Other Receipts Collections					Cumulative Remittance/Deposits to Date			Variance		Remarks
			1st Quarter Ending March 31	2nd Quarter Ending June 30	3rd Quarter Ending Sept. 30	4th Quarter Ending Dec. 31	Total	Remittance to BTr	Deposited with AGDB	TOTAL	Amount	%	
1	2	3	4	5	6	7	8={[(6+(-)7)-8+9]}	9	10	11=(9+10)	12=(8-3)	13=(12/3)	14
Business Related Funds		4,000,000.00	2,462,703.18	654,659.78	1,868,203.10	1,456,899.08	6,442,465.14	0.00	6,439,566.94	6,439,566.94	2,442,465.14	61 %	
Revenue Collections		4,000,000.00	2,462,703.18	654,659.78	1,868,203.10	1,456,899.08	6,442,465.14	0.00	6,439,566.94	6,439,566.94	2,442,465.14	61 %	
Cash Revenue		4,000,000.00	2,462,703.18	654,659.78	1,868,203.10	1,456,899.08	6,442,465.14	0.00	6,439,566.94	6,439,566.94	2,442,465.14	61 %	
Non-Tax		4,000,000.00	2,462,703.18	654,659.78	1,868,203.10	1,456,899.08	6,442,465.14	0.00	6,439,566.94	6,439,566.94	2,442,465.14	61 %	
Other Business Income	4020299099	4,000,000.00	2,462,703.18	654,659.78	1,868,203.10	1,456,899.08	6,442,465.14	0.00	6,439,566.94	6,439,566.94	2,442,465.14	61 %	
TOTAL		4,000,000.00	2,462,703.18	654,659.78	1,868,203.10	1,456,899.08	6,442,465.14	0.00	6,439,566.94	6,439,566.94	2,442,465.14	61 %	


Certified Correct:

Recommending Approval:

Approved By:


MIRABUENOS, FELICITAS G.


PULUMBART, JAIME P.


GASCON, CECILIA N.

Date:

Date:

Date: